



**Product:** [0935 614 103](#)

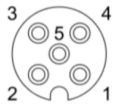
CANopen / DeviceNet, Cordset, double ended: M12 Standard, Male, Straight, 5 pole, to a, M12 Standard, Female, Straight, 5 pole, with cable type, Grey, PVC, DeviceNet-THIN

**Product Description**

CANopen / DeviceNet, Cordset, double ended: M12 Standard, Male, Straight, 5 pole, to a, M12 Standard, Female, Straight, 5 pole, with cable type, Grey, PVC, DeviceNet-THIN

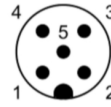
**Technical Drawing**

**Faceview  
M12  
Female**

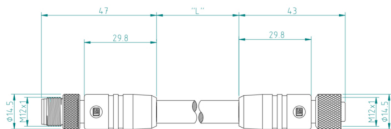


- 1 = Cu
- 2 = RD
- 3 = BK
- 4 = WH
- 5 = BU

**Faceview  
M12  
Male**



- 1 = Cu
- 2 = RD
- 3 = BK
- 4 = WH
- 5 = BU



**Technical Specifications**

## Product Description

Product Family:	Data Connectors
Brand:	Lumberg Automation
Connector Type:	Cordset, double ended
Shielding:	Shielded
Rated Voltage:	250 V
Rated Impulse Voltage:	4.0 kV
Rated Current*:	4 A
Data Transmission:	CANopen / DeviceNet

## Technical Data Side 1

Product Sub Family:	M12 Standard
Type of Contact / Gender:	Male
Connector Design:	Straight
Attachment Type:	Coupling Screw with external threads
Number of Pins:	5
Coding:	A
Mating Cycles:	max. 50
Cable Gland:	PG 11
Ambient Temperature (Operation)*:	- 40 °C - + 90 °C
Protection Degree / IP Rating**:	IP65, IP67
Clearance / Creepage Distance:	EN 60664-1 (2008/01); VDE 0110-1
Contact Base Material:	CuSn
Contact Plating:	Cu/Au
Contact Bearer Material:	TPU
Contact Bearer Color:	Yellow
Molded Body Material:	TPU
Molded Body Color:	Grey
Attachment Material:	CuZn, Nickel-plated
Gasket Material:	SBR/NBR, cable gland
Fastening Torque (Cable Gland):	PG11: (250-375) Ncm
Fastening torque (mounting screw):	BZ 2,9x14: (40-50) Ncm
Accessories to Order Separately:	732-045-001, STASI 3, securing clip

## Cable Data

Cable Type:	103
Cable Number:	614
Conductor Size:	max. 1.5 mm <sup>2</sup>
Number of Wires:	2 Pair + Drain
Minimal Bending Radius (Fixed Inst):	> 7 x D
Minimal Bending Radius (Flexible Inst):	> 10 x D
Cycles (Bending):	> 1 M
Conductor material:	TC - Tinned Copper
Cable Jacket Material:	PVC
Cable Jacket Color:	Grey
Cable Diameter D:	Ø 7.11 mm
Wire Insulation Material:	PVC-Power, Data-PE
Insulated Wire Diameter:	Power Ø1.80 mm, Data Ø2.00 mm
Overall Shield (Cable):	Braid, TC, 65% Coverage
Ambient Temperature (Fixed Installation):	- 20 to + 60°C (60°C UL)
UL Cable Type:	UL AWM 20201, CSA AWM I/II A/B
Flammability Class (Cable Jacket):	FT4, IEC 60332-1-2
Cable Characteristics:	Mechanical Resistances, Abrasion, Impact, Weathering; Chemical Resistances to Oils, Acids, Alkalis

## Technical Data Side 2

Product Sub Family, Side 2:	M12 Standard
-----------------------------	--------------

Type of Contact / Gender, Side 2:	Female
Connector Design, Side 2:	Straight
Attachment Type, Side 2:	Coupling Nut with internal threads
Number of Pins, Side 2:	5
Coding, Side 2:	A
Ambient Temperature (Operation), Side 2*:	- 40 °C - + 90 °C
Protection Degree / IP Rating, Side 2**:	IP65, IP67
Contact Base Material, Side 2:	CuSn
Contact Plating, Side 2:	Cu/Au
Contact Bearer Material, Side 2:	TPU
Contact Bearer Color, Side 2:	Black
Molded Body Material, Side 2:	TPU
Molded Body Color, Side 2:	Grey
Attachment Material, Side 2:	CuZn, Nickel-plated
Note, Side 2:	Do not connect or disconnect under load.

## Safety & Environmental Compliance

RoHS Compliant:	Yes
-----------------	-----

## Resistances

Oil Resistance:	Yes
-----------------	-----

## Notes

Protection Degree / IP Rating Note:	Protection Degree and IP Rating per test standard IEC 60529 using a Lumberg Automation mating product
Note Derating:	Notice derating

## History

Update and Revision:	Revision Number: 0.39 Revision Date: 06-28-2023
----------------------	---

## Variants

Item #	Item Description	Cable Length
900001635	0935 614 103/0.3M	0.3 m
900002604	0935 614 103/0.6M	0.6 m
900001293	0935 614 103/1M	1 m
900001294	0935 614 103/2M	2 m
900001295	0935 614 103/3M	3 m
900001282	0935 614 103/4M	4 m
910001282	0935 614 103/4M-Y	4 m
900000479	0935 614 103/5M	5 m
900001296	0935 614 103/6M	6 m
900004818	0935 614 103/7M	7 m
900000481	0935 614 103/10M	10 m
910000481	0935 614 103/10M-Y	10 m
900001743	0935 614 103/15M	15 m
910001743	0935 614 103/15M-Y	15 m
900004859	0935 614 103/20M	20 m
900004860	0935 614 103/25M	25 m
900001633	0935 614 103/30M	30 m
900004861	0935 614 103/35M	35 m
900004862	0935 614 103/50M	50 m

© 2024 Belden, Inc

All Rights Reserved.

Although Belden makes every reasonable effort to ensure their accuracy at the time of this publication, information and specifications described here in are subject to error or omission and to change without notice, and the listing of such information and specifications does not ensure product availability.

Belden provides the information and specifications herein on an "ASIS" basis, with no representations or warranties, whether express, statutory or implied. In no event will Belden be liable for any damages (including consequential, indirect, incidental, special, punitive, or exemplary damages) whatsoever, even if Belden has been advised of the possibility of such damages, whether in an action under contract, negligence or any other theory, arising out of or in connection with the use, or inability to use, the information or specifications described herein.

All sales of Belden products are subject to Belden's standard terms and conditions of sale.

Belden believes this product to be in compliance with all applicable environmental programs as listed in the data sheet. The information provided is correct to the best of Belden's knowledge, information and belief at the date of its publication. This information is designed only as a general guide for the safe handling, storage, and any other operation of the product itself or the one that it becomes a part of. The Product Disclosure is not to be considered a warranty or quality specification. Regulatory information is for guidance purposes only. Product users are responsible for determining the applicability of legislation and regulations based on their individual usage of the product.